


TABE, NRS, & SD Assessment Policy



Questions

Test Directions Book downloads

DRC reports for test session cleanup

Others?



Agenda

1

Overview of the
National Reporting
System (NRS)

2

Periods of
Participation (PoP)
and Assessment


3

South Dakota's
Assessment
Policy

National Reporting System

Tracks negotiated performance levels on Performance Indicators:

- **Measurable Skills Gain:** Learner completes or advances one or more **Educational Functioning Levels** from starting level measured on entry into the program.
- **Secondary Diploma or Credential:** Learner completes a secondary diploma or high-school equivalency within the program year.



What is an Educational Functioning Level (EFL)?

Assessment

Comparing pretest and posttest scores

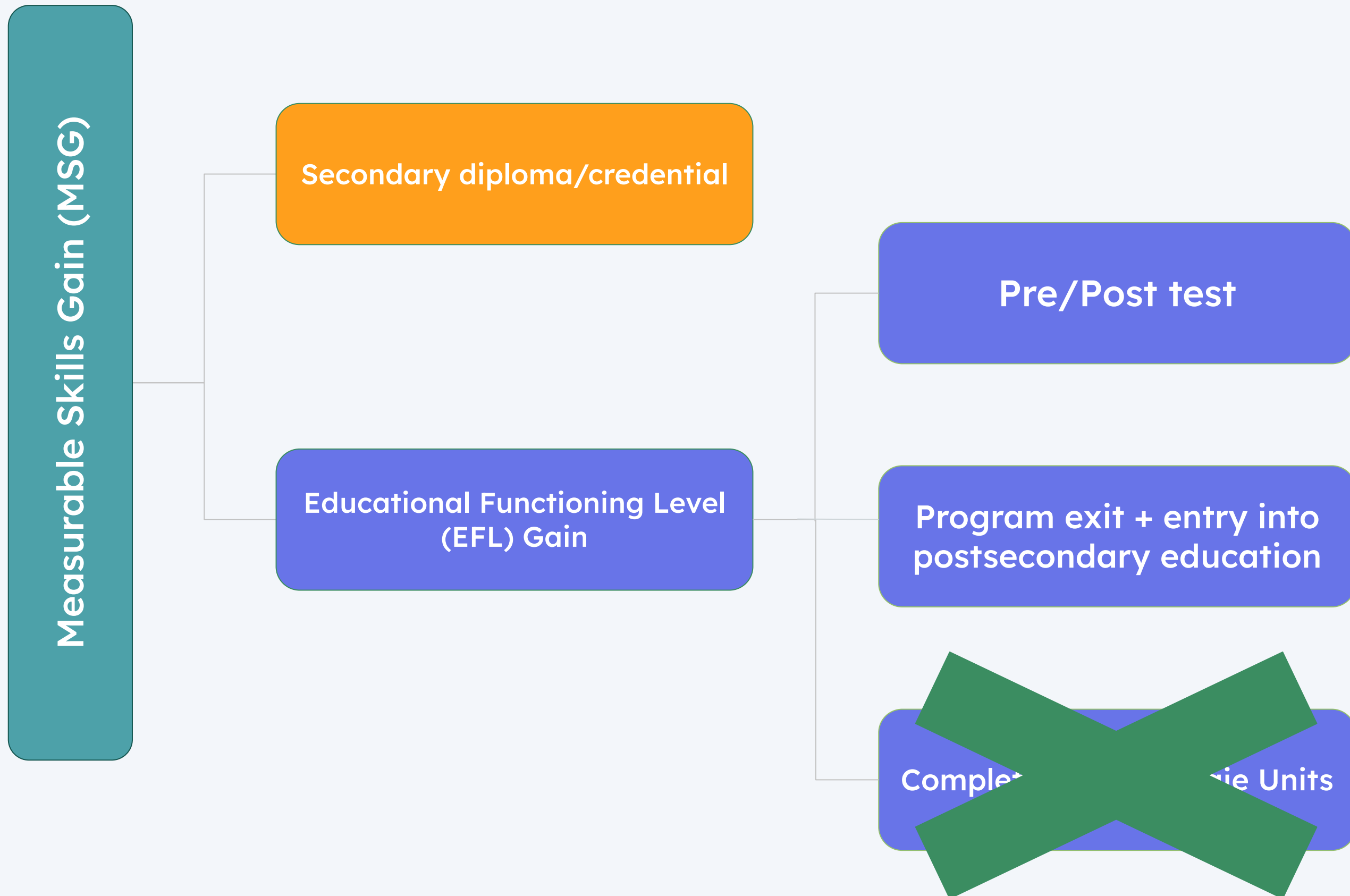
Enrollment

Postsecondary education & training
after exit

Carnegie Units

Not available in South Dakota


National Reporting System



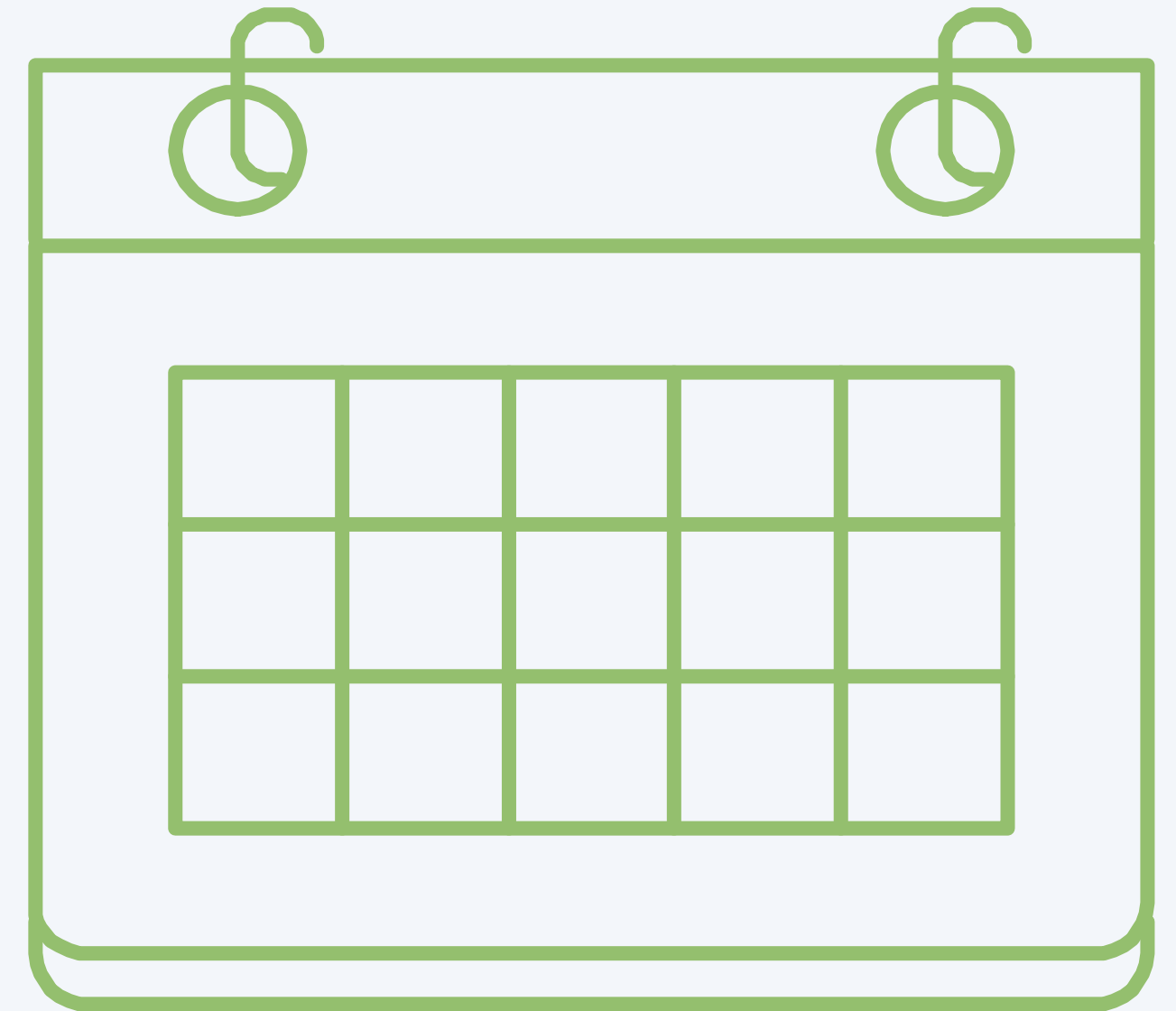


Program Entry

- The date on which a reportable individual enrolls in an adult education program



- Occurs when the participant has not received services for the past 90 days and *has no additional services scheduled*. The date of exit is the last date on which the participant receives services.
- However, the exit date service cannot be determined until *at least 90 days* have elapsed since the participant last received services.




Program Exit

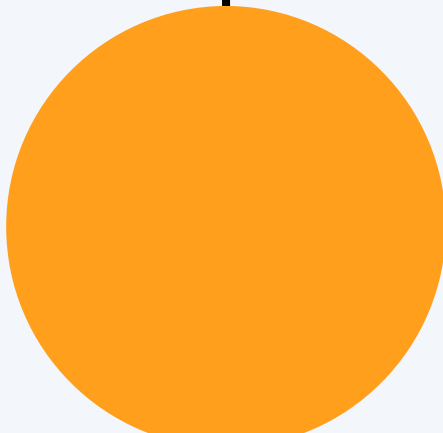




Periods of Participation (PoP)



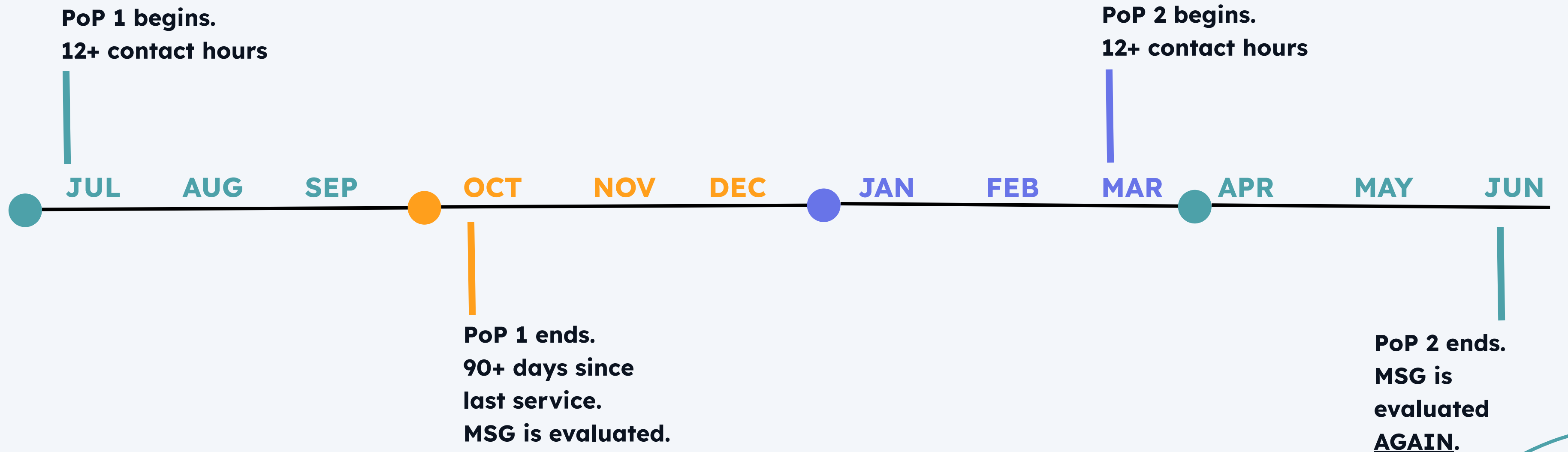
Every entry is counted as a Period of Participation (PoP), even if it occurs during the same program year.



Participants with more than one program entry will have multiple Periods of Participation (PoPs) in a program year.

Periods of Participation (PoP)

Measurable Skill Gain Indicator Example



Periods of Participation - Implications



Multiple PoPs

Participants with **more than one** entry have multiple Periods of Participation in a program year.

New PoP=New Person

Every Period of Participation is a **new service period** and treated as if the participant is a new person (intake, barriers, MSG, follow-up, etc.)

Intake Process

A **new intake process is required for each Period of Participation**, regardless of whether the participant was previously enrolled in the current fiscal year.



SD State Assessment Policy

Available online in
SharePoint

Updated regularly to
reflect policy changes

Covers assessment
procedures and
timeframes

Key Policy Features

Initial Assessment — Completed within first 12 contact hours

Assessment Lifespan — Assessments are valid for 180 days

ABE Posttesting — Minimum 40 hours of instruction

ASE Posttesting — Minimum 30 hours of instruction

Same Form Posttesting — Minimum 120 hours if testing with same form

Assessment Exceptions — Can request early posttest with acceptable reason

Subject Area Tracked — Can evidence a gain in any subject area assessed

Upcoming Training:



TABE Results Analysis

Friday, November 3

10:00 Central

11:00 Mountain